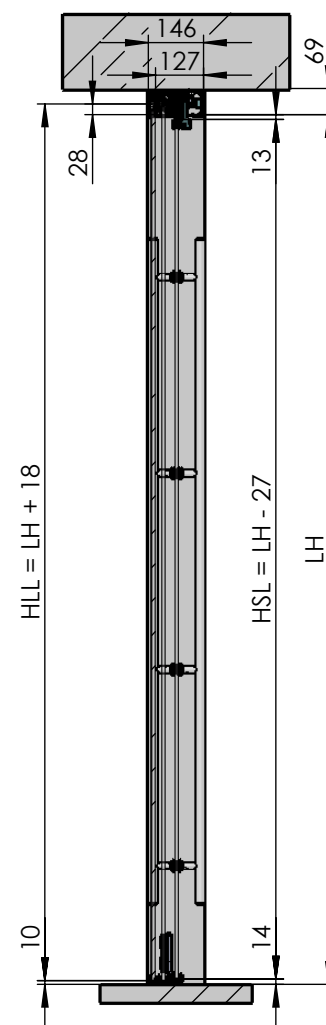
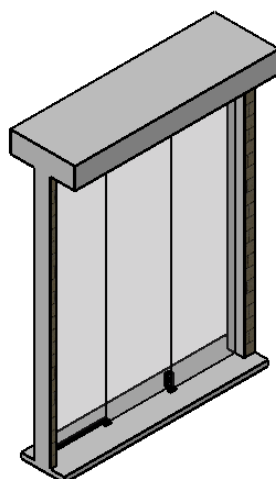
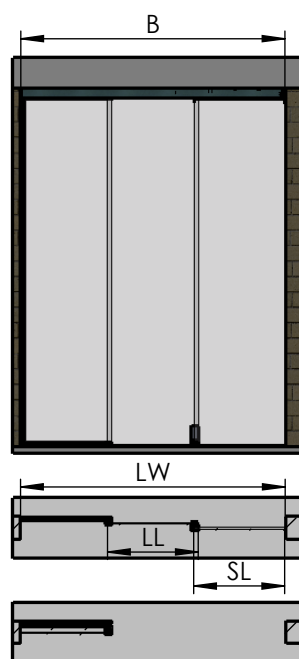
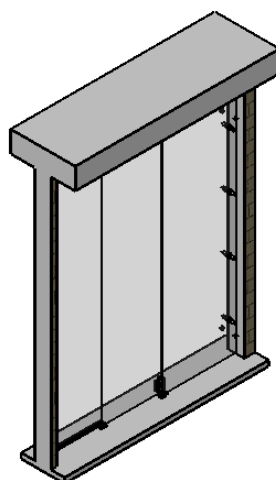
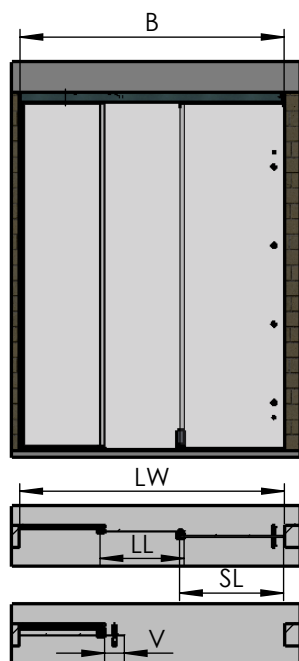


# Muto Comfort Teleskop layout view 2 panel / fixed at ceiling between two walls



max. panel weight	2x 80kg
max. panel height	3000mm
glass thickness/type	8-13,5mm ESG/VSG

		glass width QM without handle bar	glass width SM without handle bar	glass width QM with handle bar	glass width SM with handle bar
without Dormotion	min.	600	600	687	556,5
	max.	1200	1200	1287	1156,5
with Dormotion	min.	790	790	877	746,5
	max.	1200	1200	1287	1156,5
		profile length B without handle bar	light opening LW without handle bar	profile length B with handle bar	light opening LW with handle bar
without Dormotion	min.	1746	1750	1746	1750
	max.	3546	3550	3546	3550
with Dormotion	min.	2316	2320	2316	2320
	max.	3546	3550	3546	3550
total profile length incl. End caps = profile length B + 2 x 2mm					